

Redexim



IT'S IN OUR
NATURE

PROFESSIONAL TURF CARE PORTFOLIO



Disclaimer: Some products may not be available for your region. Redexim reserves the right to change specifications of products without prior notice. Specifications of equipment may vary globally – illustrations are for visual representation only.

INDEX

Welcome	4	5. Removal & Brushing	64
		Top-Brush 6000	66
		Speed-Brush	68
		Dragmats	69
1. Aeration	6	6. Turf Renovation & Landscaping	70
Verti-Drain® 2519	8	Vibra-Sandmaster	72
Verti-Drain® 1513 & 1517	10	Turf-Stripper	74
Verti-Drain® 7212 & 7215	12	Scarivator	76
Verti-Drain® 7316 & 7416	14	Multivator 1800	78
Verti-Drain® 7521, 7526 & 7626	16	Power Box Rake 800	79
Verti-Drain® 2216	18	Blecavator	80
Verti-Drain® accessories	19	Laser-Grader	82
Carrier	20		
Verti-Quake® 2516 & 2521	22	7. Synthetic Turf	84
Verti-Core III	24	Speed-Clean	86
Level-Spike 1700	26	Base-Rake	87
Easy-Core 104	27	Verti-Top	88
Aeration tines	28	Eliminator	90
		Combi-Groom	91
		Verti-Comb	92
		Verti-Broom	93
2. Overseeding	32	8. Debris and Leaf Blowers	94
Speedseed	34	Verti-Air® 400	96
Overseeder 3D	36	Verti-Air® 7	98
Multi-Seeder	38	Verti-Air® 960	99
Speedseed Walk Behind	40		
Cultipack Seeder	41	Measuring	100
3. Topdressing	42	Redexim® Tine Overview	101
Rink 1210 & 1205 & 1010 & 1005	44		
Rink 1520 & 1622	46		
Rink SP950 & H620 & TB950 & H1500	48		
Rink DS1200 & DS1600	50		
Rink DS3100 & Rink 3800	52		
Rink DS800	53		
4. Scarification & Sweeping	54		
Verti-Cut	56		
Multi-Sport	58		
Verti-Rake 200	59		
Turf-Tidy 3000	60		
Scarifier S510	62		

WELCOME TO THE REDEXIM FAMILY

For over 40 years, the world-renowned Verti-Drain® aerator has been an essential tool for greenkeepers, groundsmen, contractors, landscapers, and gardeners in their quest to enhance turf growth, even in challenging environments. This piece of turf maintenance equipment has revolutionised soil aeration techniques across the globe.

It all began in the late '70s when two friends, Cees de Bree, and Arie-Jan de Ridder, pondered how to find a solution to remove excess water from the turf surface with a more efficient machine, instead of ground staff and volunteers using hay forks. They realised that it might be possible to modify an existing cultivating machine, laying the foundation for the first mechanical aerator mounted onto a tractor, known as the Verti-Drain®. First demonstrations were done at local sports clubs where the aerator was proven, and improvements to the soil profile were acknowledged. Soon after, Redexim was founded and started international sales via partners around the world. The aerator became widely used on golf courses, football fields, race tracks, rugby pitches, and many more turf surfaces.



▲ One of Redexim's first Verti-Drain® models in the early '80s. Verti-Drain® is a brand name, but due to its popularity has become an eponym for the operation of opening the ground.



Our philosophy is rooted in continuous development, evident in the quality and functionality of everything we manufacture. By maintaining ongoing collaboration with our global partners, we ensure a deep understanding of market demands, specific working conditions, and customer preferences. Over the years, the Verti-Drain® has been accompanied by a comprehensive range of other industry-leading machines, including overseeders, top dressers, renovation equipment, landscaping machines, and a full suite of machinery for synthetic turf maintenance.

We provide exceptional after-sales and service programs, which encompass a worldwide distribution network with trained professionals capable of servicing Redexim products. This guarantees the availability of spare parts to keep your equipment running smoothly and minimizes potential downtime in case issues arise.

In 2021, the second generation of the De Bree family assumed control of the business. Today, Cees de Bree's son, Herman, and daughter, Justine form the board of the Redexim group with its headquarters in the Netherlands and offices in the United States, United Kingdom, and Australia.

Article in magazine 'The Golf Course' from August 1989 featuring the Verti-Drain® is in regular use at St. Andrews.

In the coming years, we remain committed to investing in the development of cost-effective machinery, partner training programs, and much more.

You have the new brochure in front of you and we welcome you to explore our extensive product portfolio on the next pages.

*Best wishes,
Team Redexim*



THE MUST-HAVES IN THE BATTLE AGAINST COMPACTION



One of the challenges faced by the turf care professional is the battle against compaction. Plants have certain basic requirements if they are to thrive; food, water, warmth and light, and in addition they require oxygen within the root zone. Creating space in the soil is essential to provide pathways through which water, air and the plant roots can easily move through.

Compaction exists within the soil structure when it has been forced together; causing the air gaps and pockets to close. When compaction develops, the micro-environment within the soil begins to go into decline causing anaerobic conditions to develop within the soil. The Redexim range of aerators offers solutions to decompact the soil and rectify the issue of compaction thus creating the best possible conditions for the grass plant to grow resulting in a healthier, more resilient turf surface.

VERTI-DRAIN[®] 2519

THE FASTEST BY FAR

The all-new Verti-Drain[®] 2519 combines robustness with versatility. This high-speed model can achieve a maximum working depth of 250 mm (10") with a range of tines, while offering unrivalled productivity; this makes the 2519 the obvious choice for applications where agility and productivity are key.



▲ The 2519 is well suited to all sport surface types, the high-output and tine options make it the obvious choice when speed and precision is a must.

How this works

The Verti-Drain[®] decompacts and aerates soil with tines which are inserted into the ground and then kick to lift and shatter compaction in the soil in a uniform manner. This breaks up compaction and create space in the soil profile for air, water, and grass plant roots while leaving little trace on the surface thanks to the rear roller.





Unique drawrod design to give speed and precision.



Belt driven for speed.



Storage legs for easy mounting and dismounting.

	Verti-Drain® 2519
SKU	111.251.904
Working width	1.95 m (76.7")
Weight	900 kg (1984 lbs)
Max. Working depth	250 mm (10")
Tractor required	60 hp
Min. lifting capacity 610 mm (24") behind the lifting eyes	920 kg (2028.25 lbs)



VERTI-DRAIN[®] 1513 & 1517

SPEED WITH PRECISION



The lightweight Verti-Drain[®] 1513 and 1517 can work to a depth of 150 mm (6") and is well suited to sensitive turf surfaces. The belt driven machine operates a high speed while giving a neat and consistent hole pattern. An optional rear roller can be added to smooth the surface and leave a neat finish.



Lightweight and compact

To give versatility on a range of surfaces and tractors.



High Speed

With a high-output, the 15 Series helps get the job done quicker without comprising performance.



Carrier compatible

The 1513 can be mounted on the Carrier to give the ultimate low impact, high output aeration tool.

See page 20 and 21 for more info.



Belt driven for speed

The belt drive system transfers power with minimal noise while reducing weight.

▲ The compact 15 series can be utilised in a range of applications thanks to the neat chassis dimensions.



	Verti-Drain® 1513	Verti-Drain® 1517
SKU	111.215.013	111.215.017
Working width	1.32 m (52")	1.76 m (69")
Weight	425 kg (937 lbs)	520 kg (1146 lbs)
Max. Working depth	150 mm (6")	150 mm (6")
Tractor required	25 hp	28 hp
Min. lifting capacity 610 mm (24") behind the lifting eyes	500 kg (1102 lbs)	600 kg (1322 lbs)

VERTI-DRAIN[®] 7212 & 7215

LIGHTWEIGHT AERATION

The Verti-Drain[®] 7215 and 7212 are well suited to lower hp tractors. These compact yet capable models allow for aeration to a depth of 25 cm (10") on more sensitive of turf areas. The 7215 is particularly popular on golf tees, greens and approaches due to its nimbleness, while the 7212 is popular on hard to reach areas due to its overall dimensions while maintaining all the features of larger Verti-Drain aerators.



Tine head with multiple tine options.



Easy to adjust heave.



Lightweight

The 72 series is well suited to sensitive turf areas thanks to its twin rollers and working depths.



Compact tractor

The lightweight design of the 72 series allows it to work on smaller tractors therefore reducing its impact on the turf surface.



Verti-Drain® 7212

Verti-Drain® 7215

SKU	7212	7215
Working width	1.2 m (48")	1.56 m (61")
Weight	470 kg (1030 lbs)	550 kg (1210 lbs)
Max. Working depth	250 mm (10")	250 mm (10")
Tractor required	18 hp	25 hp
Min. lifting capacity 610 mm (24") behind the lifting eyes	570 kg (1250 lbs)	700 kg (1540 lbs)

VERTI-DRAIN[®] 7316 & 7416



THE VERTI-DRAINS FOR EVERYONE

The Verti-Drain[®] 7316 is a very popular option, thanks to its output and versatility it is well suited to a range of surface types across a range of sports turf surfaces. The Verti-Drain[®] 7416 offers additional working depth should it be required. The integrated rear rollers on both models ensure the ground is left neat and ready for play.




All Verti-Drain machines have the ability to heave. This crucial part of the aeration process lifts the soil to break compaction and create root space for the plant.



Ideal for a range of surfaces

The versatility of the 73 and 74 series makes them the obvious choice for turf managers, thanks to their strength and size.



Tine head with multiple tine options.



Easy to adjust heave.



Verti-Drain® 7316



Verti-Drain® 7416

SKU	7316	7416
Working width	1.6 m (63")	1.6 m (63")
Weight	670 kg (1480 lbs)	870 kg (1914 lbs)
Max. Working depth	300 mm (12")	350 mm (14")
Tractor required	28 hp	35 hp
Min. lifting capacity 610 mm (24") behind the lifting eyes	825 kg (1360 lbs)	1050 kg (2310 lbs)


VERTI-DRAIN[®] 7521, 7526 & 7626

DEPTH AND STRENGTH COMBINED

The Verti-Drain[®] 7521 is popular with contractors and golf clubs, partly because it can accept a wide range of tines for different applications. The 7626 is the largest Verti-Drain[®] in the range, with a heavy-duty gearbox and hydraulic depth control to allow working depth changes on the move. It is well suited to the most difficult soil conditions. The Verti-Drain[®] 7526 offers width and depth in one machine and is the lighter brother of the 7626. All models are capable of working to a depth of 400 mm (16").



▲ The largest of machines in the Verti-Drain[®] range give unrivaled performance both in terms of output and working depth.



Hydraulic depth control



Extra heavy duty gearbox



Easy to adjust heave



Heavy Duty

The 7626 features a heavy duty gearbox and increased strength in key areas to cope with the toughest conditions.



Ground Coverage

The output of 7521 and 7626 makes them an ideal choice for contractors looking to achieve depth and performance.



	Verti-Drain® 7521	Verti-Drain® 7526	Verti-Drain® 7626
SKU	7521	7526	7626
Working width	2.1 m (83")	2.6 m (102")	2.6 m (102")
Weight	1375 kg (3025 lbs)	1595 kg (3510 lbs)	2010 kg (4431 lbs)
Max. Working depth	400 mm (16")	400 mm (16")	400 mm (16")
Tractor required	55 hp	65 hp	65 hp
Min. lifting capacity 610 mm (24") behind the lifting eyes	1650 kg (3600 lbs)	1900 kg (4200 lbs)	2300 kg (5070 lbs)

VERTI-DRAIN[®] 2216



High speed

The high output of the 2216 allows large areas to be covered in minimal time.

VERSATILE AERATION

The robust Verti-Drain[®] 2216 is a high-speed unit, capable of handling a 24 mm (1") diameter tine and working to depths of 22 cm (9"). Thanks to its heavy-duty construction, the 2216 is ideal for a range of creation applications where durability and speed is key.

Will work with 24 mm (1") Ø tines

Thanks to its heavy duty construction, the 2216 will accept ø 24 mm tines to give more intensive aeration.



Optional hydraulic depth control

Giving the operator the ability to alter working depth from their seat to ensure maximum results on the move.



	Verti-Drain[®] 2216
SKU	111.122.016
Working width	1.6 m (63")
Weight	840 kg (1851 lbs)
Max. Working depth	225 mm (9")
Tractor required	45 hp
Min. lifting capacity 610 mm (24") behind the lifting eyes	1050 kg (2314 lbs)



VERTI-DRAIN[®] ACCESSORIES

Add value to your Verti-Drain[®] with accessories to save time and give additional functionality all in one pass.




Wheel Kit

A retro-fit bogie wheel system is available for easy transport. This also means that a tractor with less lift capacity is required.

Windrow Kit

The Windrow Kit aligns the cores for easy collection.





Turf Hold Down Fingers

The Turf Hold Down Fingers ensure that, when deep-tining or coring, there is no danger of damage to the turf even with a shallow root system.

Core Collector

The Core Collector uses a special two stage collecting system. A flexible rubber flap gathers the cores. Behind is a row of ground following stainless steel fingers to ensure that all material is collected without the risk of damage to the turf.



Multi Tine Head

These \varnothing 5 mm tines are well suited for overseeding or light summer aeration, making the most of irrigation.

Rotating Brush

A powered rotating brush can be added in place of the rear roller. This can be used to sweep sand into the newly created holes or stand the grass up after aeration.



Needle Tine Head

\varnothing 8 mm needle tines, also known as pencil tines, can be one of the least disruptive cultural practices used on greens.

Rocket Tines

Rocket tines for the 76-series are used if a large amount of sand needs to be introduced into the topsoil. After topdressing has been spread, these thick tines "push" the sand into the soil.





CARRIER

THINK OF THE POSSIBILITIES

The unique Carrier is a multi-function tool carrier, designed to work with a variety of implements such as 1513 Verti-Drain®, seeders, verti-cutter and many more implements. The 31 hp engine and hydrostatic transmission makes the Carrier easy to operate while maintaining a high work output.

3WD All wheel drive

To ensure constant performance whatever the terrain.



Tractor free aeration

To a depth of 150 mm (6") with heave when the Verti-Drain® 1513 is mounted to the Carrier.



Hydrostatic transmission

Very easy to operate and enables variable speed.



Multi-functional tool

The unmatched versatility of the Carrier makes it the obvious choice for turf managers requiring a low impact tool.



Speedseed 1100

See page 34 and 35 for more info.



Verti-Cut 1300

See page 56 and 57 for more info.



Verti-Drain 1513

See page 10 and 11 for more info.

▲ The Carrier can operate a range of Redexim implements.

	Carrier
SKU	151.137.000
Weight	618 kg (1362.5 lbs)
Engine	B&S 31 hp
Min. lifting capacity 610 mm (24") behind the lifting eyes	475 kg (1047 lbs)
Working speed	3.8 km/h (2.4 mph)
Drive type	hydrostatic



VERTI-QUAKE[®] 2516 & 2521

CREATE DRAINAGE CHANNELS WITH LINEAR AERATION



The Verti-Quake[®] de-compacts the soil profile with powered offset blades. The blades rotary action, combined with the forward speed created a wave motion to move the ground laterally and de-compact consistently from the top of the soil to full working depth with little playing surface disruption due to the adjustable rear roller.

How this works

The Verti-Quake[®] de-compacts the soil profile laterally with powered offset blades. They create aeration slits into the soil in a continuous line, forming drainage channels and allowing air into the turf surfaces. The blades' rotary action creates a wave motion to move the ground laterally and de-compact consistently from the top of the soil to full working depth.





Covers the wheel width of larger chassis tractors

The range of Verti-Quake® models gives ample working width to quickly complete tasks while covering the wheel tracks of the tractor.



Ideal for rocky soil types

The action of the blade makes the Verti-Quake® a good choice for aerating surfaces with obstacles in the surface.



Can be mounted onto the Vibra-Sandmaster

This combination de-compacts and adds surface drainage to the soil profile all in one pass. The vibrating coulters of the Vibra-Sandmaster fill the slits created by the Verti-Quake® with sand to leave minimal surface disruption.

See page 68 and 69 for more info.



Verti-Quake® 2516




Verti-Quake® 2521

SKU	115.251.600	115.252.100
Working width	1.6 m (63")	2.1 m (82.7")
Weight	575 kg (1355 lbs)	690 kg (1355 lbs)
Max. Working depth	250 mm (9.8")	250 mm (9.8")
Tractor required	30-45 hp	35-55 hp
Min. lifting capacity 610 mm (24") behind the lifting eyes	750 kg (1653 lbs)	850 kg (1873 lbs)

VERTI-CORE III

TAKING CORING TO THE NEXT LEVEL

The punch-action of the Verti-Core III quickly cores turf surfaces, while hold-down plates ensures no damage is caused to the surface in the process. Its belt drive systems ensure a high work-rate and neat hole pattern. The working depth can be easily adjusted as required by ground conditions and operators.



Turf fingers hold down grass to ensure no damage through pulling.



Easy depth adjustment.



High speed coring

With working speeds up to 3.6 km/h (2.4 mph) at a hole spacing of 110 mm (4.3") and a tractor speed of 540 rpm, the Verti-Core III is one of the fastest aerators on the market.



	<i>Verti-Core III 1600</i>	<i>Verti-Core III 2100</i>
SKU	114.160.000	114.210.002
Working width	1.6 m (63")	2.1 m (83")
Weight	846 kg (1865 lbs)	1022 kg (2253 lbs)
Max. Working depth	100 mm (4")	100 mm (4")
Tractor required	45 hp	55 hp
Min. lifting capacity 610 mm (24") behind the lifting eyes	1000 kg (2205 lbs)	1250 kg (2755 lbs)

LEVEL-SPIKE 1700



QUICKLY OPENING UP THE SURFACE

The Level-Spike is a fast and proven machine for the creation of aeration slits to aid drainage and allow air into turf surfaces. The Level-Spike can achieve a maximum depth of 25 cm / 10" and as a range of optional knives to alter the slit pattern including hollow tines to pull cores.



Hollow tines



Fine slit knife



Truckster knife




Deep slit knife

Multiple blade options

A range of optional knives to alter the slit pattern as well as spoons to pull cores are available.

Optional rear roller

The rear roller smooths the surface after the aeration process leaving it ready for play.



	Level Spike 1700
SKU	113.170.000
Working width	1.8 m (72")
Weight	405 kg (890 lbs)
Max. Working depth	250 mm (10")
Tractor required	35 hp
Min. lifting capacity 610 mm (24") behind the lifting eyes	500 kg (1100 lbs)



EASY-CORE 104

COMPACT CORING

The Easy-Core is a pedestrian punch-action aerator suited to small areas and places with restricted access. The strong construction give the machine weight for tougher conditions, so no add-on weights are required. The cover is removable in one piece, offering ease of maintenance.



Compact dimension

Thanks to the neat design of the Easy-Core it can pass through gateways with ease. The easy-to-fold handles make transporting and storing convenient and simple.



Range of tines available

A range of tines is available for this walk-behind aerator. The coring tines rapidly remove soil to aid de-compaction while optional solid tines can be fitted should soil conditions require. A simple, durable screw in design makes service quick and easy.

	Easy-Core 104
SKU	117.010.401
Working width	0.36 m (14.2")
Weight	118 kg (260 lbs)
Engine	B&S 5.5 hp
Max. Working depth	70 mm (2.75")



AERATION TINES

ENHANCE TURF HEALTH WITH GENUINE REDEXIM[®] AERATION TINES

Optimal aeration starts with selecting the right tines. Genuine Redexim tines are crafted with quality and durability in mind, delivering outstanding performance for every turf care scenario. Our comprehensive range enhances drainage, reduces compaction, and promotes healthy root development. Whatever your aeration needs, Redexim has the right solution.

Expertly Designed for Redexim Equipment

As the inventors of the Verti-Drain and with over 40 years of experience in the field, Redexim understands precisely which tine designs, sizes, and materials work best for aeration. Like a key fitting perfectly into a lock, our tines integrate seamlessly with Redexim machines, ensuring flawless performance and reducing the risk of damage and downtime.

Their exceptional resilience is achieved through a unique manufacturing process that involves the use of high-grade Chromium Molybdenum alloy. This material is then subjected to a heat-treatment hardening process, ensuring long-lasting durability and resistance to wear.

Built on Expertise and Proven Performance since 1980

Redexim has been a pioneer in turf management innovation since 1980. Our aeration tines, shaped by feedback from turf professionals across the globe, are tailored to meet the evolving challenges of modern turf care. With Redexim, you can trust a proven legacy of excellence for stronger, healthier turf.


Find the perfect tine for your turf's conditions. See page 101 for more info or scan the QR.



more info

SOLID TINES

Redexim's solid tines create small holes in the soil, improving surface aeration without removing soil cores. They effectively relieve minor compaction while enhancing water, air, and nutrient penetration. Less disruptive than hollow tines, they support faster turf recovery and frequent use, making them ideal for routine maintenance and light-use areas.




Standard Tines

A standard tine around 150mm (6") with 12mm (1/2") diameter is for aeration of the top soil layers. Standard tines are often alternated with deep tines to ensure there are no long-term issues with soil compaction past the depth of the standard tine.

Large Tines

Large tines up to a maximum of 400mm (16") and 24mm (1") in diameter are designed to eliminate deep soil compaction.



Micro Tines

The micro tines, typically 100mm (4") at the most, with about 5-8mm (5/16") in diameter, can be used for thatching surface and helping improve the flow of oxygen and gas exchange. Micro tines are often used on golf courses, and putting greens in situations where minimal disturbance is necessary.



Deep Tines

Deep tines, typically around 200mm (8") and 18mm (3/4") diameter, are commonly used in the Redexim Verti-Drain®. These Verti-Drain® tines are for heavily trafficked and compacted areas.



[more info](#)

Find the perfect tine for your turf's conditions. See page 101 for more info or scan the QR.



HOLLOW TINES

Hollow tines, also known as coring tines, remove soil cores to alleviate deep compaction. This process improves water, air, and nutrient infiltration, making it essential for heavily used areas like golf greens and sports fields. Hollow tines also reduce thatch and enhance soil structure. While more disruptive, they provide significant long-term benefits, typically used 1-2 times per year to allow for full turf recovery.



Side-Eject

Side-eject tines have a forgiving design. Their large side opening allows them to work in a range of soil conditions, including tough, compacted soils. Ideal for deeper aeration, they efficiently remove cores even without full depth penetration, offering versatility and consistent performance.



Top-Eject

Top-eject tines, with an opening at the top, enable easy core ejection in lighter soils. Designed for ideal conditions where a full soil plug is extracted, they are durable, wear-resistant, and reliable for consistent performance at shallower depths.



more info

Find the perfect tine for your turf's conditions. See page 101 for more info or scan the QR.

SPECIAL TINES

From enhanced oxygen exchange with Cross Tines, to precision slicing and compaction relief with Chisel and Bayonet Tines, and deep soil fracturing with Cornetto and Grenade Tines, Redexim tines provide tailored solutions for your turf. Each tine is designed to maximise efficiency and deliver exceptional results while minimising surface disruption. Choose Redexim for the ultimate in aeration flexibility.

Chisel or Bayonet Tines

The sharp and narrow design allows for efficient slicing and relieving compaction, while the minimal soil disruption ensures a smooth and efficient breaking up of the surface crust.



Cross Tines

Designed to increase oxygen exchange, offering a greater surface area than a standard solid tine without the need to remove a core. This enhances surface-level aeration and reduces surface hardness.



Cornetto and Grenade Tines

Designed for explosive penetration of the soil with a tapered shaft for minimal surface disruption. It is particularly suited to areas where heavy compaction is a problem, as it leaves the uppermost surface open for top dressing to be introduced.



THE TOOLS TO TRANSFORM SOIL INTO GREEN GRASS



The Redexim range of seeders are engineered to perform every time. When sowing seed it is important that it is applied at the correct rate to ensure good coverage without overcrowding and impeding growth. Thanks to their easy-to-adjust metering system Redexim seeders deliver the exact amount of seed directly into the seedbed at the correct depth for optimum germination. The choice of seeding system is yours, whether it is the disc seeder for overseeding or the Speedseed dimple seeder for random dispersal seeding or the Multiseeder with its pivoting front roller carriage for undulating ground. Whichever you choose, placing the seed into the soil to protect it from birds, footfall and weather to guarantee germination and a successful seeding programme is what the Redexim seeders do.

SPEEDSEED



IT DOES WHAT IT SAYS



Optional weights can be added for harder ground conditions.



Adjustable seed gate to cater for multiple seed types.



Individual rings allow slight turns and rings can be replaced individually.



The Speedseed models are ideal to overseed large areas quickly. The individual conical ring sections create seed pockets in the soil in which seed is accurately delivered, the holes are then closed with the roller; the additional spike rear roller increases the holes to 1918 per m² (2294 yd²). The Speedseed is also available as self-propelled version, powered by a 6.5 hp engine and a mechanical drive with a forward speed up to 5 km/h.

How this works

The Speedseed is a dimple seeder that creates seed pockets in the soil thanks to the conical spikes on the front roller. The seed is metered out of the hopper and dropped onto the surface, where it is brushed-in before the rear roller closes the holes to allow germination to commence. This seeding method is ideal if you want to overseed large areas quickly.



	Speedseed 1100	Speedseed 1500	Speedseed 2000
SKU	124.120.004	124.160.006	124.210.006
Working width	1.1 m (43.3")	1.5 m (59")	2 m (78.7")
Weight	380 kg (836 lbs)	468 kg (1030 lbs)	591 kg (1300 lbs)
Hopper capacity	169 L (5.9 ft ³)	224 L (7.84 ft ³)	297 L (10.4 ft ³)
Number of holes	990 m ² (10656 ft ²)	990 m ² (10656 ft ²)	990 m ² (10656 ft ²)
Tractor required	20 hp	30 hp	40 hp

OVERSEEDER 3D



PLACING SEED WITH PRECISION


The redesigned Overseeder 3D features an all-new seed delivery mechanism with single-point adjustment. The tough discs cut grooves in the soil for seed to be accurately placed before the roller closes the groove to cover the seed. This durable seeder is well suited to a range of surface types.



Easy to clean seed tray system with intergrated calibration unit.



Easy to adjust seed rate gearbox.



Weights can be added to help penetration in tougher conditions.



How this works

The Overseeder 3D is a disc seeder that opens the soil and places the seed accurately in a groove before the roller closes the groove to protect the seed and allow germination to start in the perfect environment. This method ensures your precious seed is safe from birds and out of the way of the wind, thus guaranteeing a good germination rate.



	<i>Overseeder 3D 1275</i>	<i>Overseeder 3D 1575</i>	<i>Overseeder 1575 LV</i>
SKU	122.127.502	122.157.502	122.157.503
Working width	1.2 m (47.2")	1.58 m (62.2")	1.58 m (62.2")
Weight	698 kg (1539 lbs)	1184 kg (2610 lbs)	832 kg (1834 lbs)
Hopper capacity	212 L (7.5 ft ³)	276 L (9.7 ft ³)	276 L (9.7 ft ³)
Disc spacing	75 mm (2.9")	75 mm (2.9")	75 mm (2.9")
Tractor required	30 hp	40 hp	40 hp

MULTI-SEEDER



▲
The Multi-Seeder works on a range of grass and surface types thanks to its adaptable seed system and floating spiker roller carriage.



Pivoting front carriage is ideal for work on undulating surfaces.



Easy to adjust seed rate gearbox.



Weights can be added to help penetration in tougher conditions.

TAKING UNDULATIONS IN ITS STRIDE

The floating twin spike rollers of the Multi-Seeder follow the contours, saturating the surface with small holes. The seed is then accurately distributed onto the surface before an adjustable brush sweeps the seeds into the holes. The rear roller then passed over to cover the seed for germination.



Easy to work with

Gas struts on the lid and rear step make the Multi-Seeder easy to work with when loading seed into the machine. Additionally, an unused seed can be emptied out of the bottom of the hopper.



	Multi-Seeder 1200	Multi-Seeder 1600	Multi-Seeder 2100
SKU	124.120.002	124.160.004	124.210.004
Working width	1.2 m (47.2")	1.6 m (63")	2.1 m (82.7")
Weight	619 kg (1365 lbs)	750 kg (1653 lbs)	922 kg (2033 lbs)
Hopper capacity	150 L (5.3 ft ³)	200 L (7.1 ft ³)	270 L (9.5 ft ³)
Number of holes	1918 m ² (20645 ft ²)	1918 m ² (20645 ft ²)	1918 m ² (20645 ft ²)
Tractor required	25-48 hp	35-60 hp	45-75 hp

SPEEDSEED WALK BEHIND



Great for harder ground conditions

Optional weights can be added for harder ground conditions.



SEEDING WITH EASY MANOEUVRABILITY

The self-propelled Speed-Seed WB is powered by a 6.5 hp engine and a mechanical drive with a forward speed up to 5 km/h. The spiked roller creates holes in the turf surface before seed is dropped. A rear brush sweeps the seed into the mass of holes - leaving a groomed finish.



Rear brush to sweep seed into the holes and leave a good finish.



Adjustable seed rate.


	Speedseed Walk Behind
SKU	124.060.000
Working width	0.6 m (26.6")
Weight	210 kg (463 lbs)
Hopper capacity	75 L (2.6 ft ³)
Number of holes single spiked roller	990 m ² (783 yd ²)



CULTIPACK SEEDER

CREATE
YOUR
LANDSCAPE


The Cultipack Seeder is ideal for the seeding of smaller or more sensitive areas. The stand-on chariot is towed by a two-wheel tractor for speed and manoeuvrability. The rings on the tractor create furrows for the seed before the machine accurately distributes seed ready for covering and germination.



Very manoeuvrable seeder, ideal for sensitive areas.



Comfort rear step.



Easy on and off to ensure accurate seed distribution.

	Cultipack Seeder
SKU	124.091.000
Working width	0.91 m (35.83")
Weight of seeder ex two-wheel tractor	325 kg (715 lbs)
Hopper capacity	55 L (1.94 ft ³)
Seed control rate	infinitely
Suitable tiller with 2 wheels	Honda F560 or BCS 740 two-wheel tractor



THE KEY TO ANY SUCCESSFUL TOP DRESSING OPERATION





The introduction of sand or another material into a sports surface has many benefits from improving the soil makeup and protecting the existing plant to creating a seed bed. The challenge faced by turf managers is the adoption of the existing soil type, though this can be managed and adjusted with the introduction of new materials. The accurate spreading of sand with a Redexim top dresser will create a layer on the soil that retains warmth and moisture in the soil, while giving an excellent growing medium for germinating grasses. The introduction of material on a recently aerated surface gives further benefit when the material is brushed into the aeration holes creating long-lasting drainage channels for oxygen and water to pass through to the plant's root system. It is crucial that the top dressing material is evenly distributed to maintain a level and safe playing surface, thanks to the variable spreading of the controls this can be achieved with Redexim top dressers.

RINK 1210, 1205, 1010 & 1005



THE ALL-ROUNDER

The Rink 10 and 12 series of brush top dressers can accurately distribute wet or dry material. The powered internal conveyor moves the material to be spread to their rear rotating brush which breaks up and lumps and sprays the material down onto the surface. Thanks to a range of size and mounting options, the 10 or 12 series can be self powered, towed or mounted upon a utility vehicle.

	1210	1205
SKU	133.121.000	133.120.500
Spreading width	up to 1.8 m (72")	up to 1.8 m (72")
Empty weight	370 kg (815 lbs)	300 kg (661 lbs)
Hopper capacity	1 m ³ (35.3 ft ³)	1 m ³ (35.3 ft ³)
Number of wheels	4	4
Tractor / vehicle required	25 hp	Toro - Workman, John Deere - Progator, Jacobsen - Cushman Truckster XT



Lightweight

Lightweight design reduces weight.



Easy to maintain

Simple design allows easy maintenance.



Customisable

Many options to suit a range of material or application types.



Adjustable rear spreading brush

The spreading brush can be moved to and from the conveyor belt to cater for different material types and wear.



Pivoting wheel axle

Thanks to the pivoting wheels axels contact is maintained event on undulating surfaces.

	1010	1005
SKU	133.121.000	133.100.500
Spreading width	up to 1.5 m (59")	up to 1.5 m (59")
Empty weight	270 kg (595 lbs)	190 kg (418 lbs)
Hopper capacity	0.75 m ³ (26.5ft ³)	0.75 m ³ (26.5ft ³)
Number of wheels	4	none - 3-point hitch version
Tractor required	20 hp	25 hp

RINK 1520 & 1622



THE CONTRACTORS CHOICE

When productivity is key, the 1520 and 1622 top dressers should be considered. Thanks to their bigger hopper capacity these machines can carry large amounts of material to the spreading area before accurately distributing it. The 1520 has a 1.9 m³ (67 ft³) hopper capacity with a 145 cm (55") spreading width while the 1622 gives a 2.5 m³ (88 ft³) hopper capacity with a 200 cm (79") spreading width.



Heavy Duty

The design and construction of the 1622 and 1520 makes them tough and durable.



Hopper capacity

With up to 2.5 m³ these dressers have the capacity to match your needs.



Powered internal conveyor belt

The internal conveyor belt moves to transport the material to the rear brush for accurate spreading whether wet or dry.



▲ The large hopper and fast yet accurate emptying of the hopper makes the 1622 an ideal choice for contractors or clients where speed, capacity and precision are a must.

Large wheels

The large wheels spread the weight of the machine to prevent marking or damage to the surface.

	1520	1622
SKU	133.152.000	133.162.000
Spreading width	up to 1.45 m (55")	up to 2 m (79")
Empty weight	850 kg (1870 lbs)	1000 kg (2204 lbs)
Hopper capacity	1.9 m ³ (67 ft ³)	2.5 m ³ (88 ft ³)
Number of wheels	2	2
Tractor required	25 hp	35 hp

RINK SP950, H620, TB950 & H1500

HIGHLY MANOEUVRABLE TOP DRESSING

When smaller areas need to be dressed, the Rink compact range comes into play. The compact H620 is perfect for spreading infill in small areas while the towed TB950 and H1500 give excellent value for money options when simplicity is required. The SP950 is popular with contractors working on small synthetic pitches and with greenkeepers working on golf greens or bowling clubs.



Simple design, robust construction

The design of the Rink H620 and TB950 makes them robust yet simple, making them a good option when performance in tough conditions is a must.





Easy to use due to ergonomic design

The self-propelled SP950 is easy to operate and compact making it an ideal option for working in small areas. Thanks to an impressive turning circle it can be manoeuvred into tight spaces.



	SP950	H620	TB950	H1500
SKU	133.094.000	133.060.000	133.094.002	133.150.000
Spreading width	up to 0.95 m (37.4")	up to 0.62 m (24.4")	up to 0.95 m (37.4")	up to 1.5 m (59")
Empty weight	250 kg (551 lbs)	48 kg (105 lbs)	195 kg (430 lbs)	180 kg (396 lbs)
Hopper capacity	0.33 m ³ (11.7 ft ³)	0.06 m ³ (2.1 ft ³)	0.33 m ³ (11.7 ft ³)	0.40 m ³ (14 ft ³)
Number of wheels	6	4	4	4
Tractor required	n.a.	n.a.	6 hp	6 hp

RINK DS1200 & DS1600

LIGHT ENOUGH FOR GREENS, BIG ENOUGH FOR FAIRWAYS

The DS1200 and 1600 are available as Evo models with the standard analogue hydraulic control system or as Hybrid models with the advanced control options of Vision X or PotiPro. Ease of use and accuracy are guaranteed with these models thanks to their unique design and clever features. Both models can spread material up to 12 m (472") wide.



Analogue hydraulic flow control system.



Vision X control system gives ultimate user adaptability.



PotiPro control system allows for changes to spreading width and thickness on the move.



▲
The DS1600 is light and nimble enough to be used on greens, tees and approaches while large enough to handle to demands of fairway dressing.

	<i>Rink DS1200 Evo</i>	<i>Rink DS1200 Hybrid</i>	<i>Rink DS1600 Evo</i>	<i>Rink DS1600 Hybrid</i>
SKU	133.120.001	133.120.003	133.160.002	133.160.003
Control system	analogue hydraulic flow control	Vision X or PotiPro control system	analogue hydraulic flow control	Vision X or PotiPro control system
Spreading width	up to 12 m (472")	up to 12 m (472")	up to 12 m (472")	up to 12 m (472")
Empty weight	490 kg (1081 lbs)	490 kg (1081 lbs)	1000 kg (2205 lbs)	1000 kg (2205 lbs)
Hopper capacity	1.2 m ³ (42.4 ft ³)	1.2 m ³ (42.4 ft ³)	1.6 m ³ (56.5 ft ³)	1.6 m ³ (56.5 ft ³)
Number of wheels	4	4	4	4
Tractor required	27 hp	27 hp	37 hp	37 hp

RINK DS3100 & DS3800



THE KING AMONGST THE TOP DRESSERS

When a large disc spreader is required, the DS3100 and DS3800 are the perfect choice. The internal conveyor belt moves the material to be spread to the rear of the hopper, where it is placed on the spinning discs for accurate distribution. The DS3100 offers a 12 m (472") maximum spreading width with four wheels on a pivoting axle while the DS3800 has an impressive 14 m (551") spreading width with two large wheels to spread the weight of the machine evenly. Both disc spreaders are available as an Evo or Hybrid model.

	Rink DS3100 Evo	Rink DS3100 Hybrid	Rink DS3800 Evo	Rink DS3800 Hybrid
SKU	133.310.001	133.310.002	133.380.002	133.380.003
Control system	analogue hydraulic flow control*	Vision X or PotiPro control system*	analogue hydraulic flow control*	Vision X or PotiPro control system*
Spreading width	up to 12 m (472")	up to 12 m (472")	up to 14 m (551")	up to 14 m (551")
Empty weight	1300 kg (2866 lbs)	1300 kg (2866 lbs)	1800 kg (3968")	1800 kg (3968")
Hopper capacity	3.1 m ³ (109.5 ft ³)	3.1 m ³ (109.5 ft ³)	3.8 m ³ (134 ft ³)	3.8 m ³ (134 ft ³)
Number of wheels	4	4	2	2
Tractor required	45 hp	45 hp	60 hp	60 hp

* See page 50 for our control systems types

RINK DS800



THE CHOICE IS YOURS, MOUNTED OR TOWED

The Rink DS800 disc spreader distribute a range of material, the integrated transport belt moves wet or dry material to the rear of the machine to be spread by the twin discs. The spreading width and thickness can easily be adjusted while the rear door opens and closes automatically to prevent material spillage in transport.

	Rink DS800	Rink DS800 Mounted
SKU	133.080.002	133.080.000
Spreading width	up to 12 m (472")	up to 12 m (472")
Empty weight	460 kg (1014 lbs)	420 kg (926 lbs)
Hopper capacity	0.8 m ³ (28.3 ft ³)	0.8 m ³ (28.3 ft ³)
Number of wheels	4	
Tractor / vehicle required	25 hp	Toro - Workman, John Deere - Progator, Jacobsen - Cushman Truckster XT

THATCH MANAGEMENT AND MATERIAL COLLECTION





The removal of undesirable organic matter is crucial to maintain a healthy grass sward. Over time dead and dying material builds up and blocks the path to the soil for air, moisture, and light while it also prevents young grasses from growing upwards. The removal of this material paves the way for new growth creating a more vigorous, uniform, and together more vibrant coverage of grass. The sweeping and collection of unwanted debris is essential in this process as it prevents the buildup of material and reduces the risk of disease or unwanted species gaining a foothold. Redexim offers a broad range of solutions to scarify and collect material from turf.

VERTI-CUT

CLEANLY CUTTING THROUGH THATCH

The Verti-Cut series offers deep scarification. The standard 2 mm (0.07") wide blades work to a depth up to 50 mm (1.9"). The front roller not only allows the Verti-Cut to cope with undulations, but also controls the working depth with precision. Blade spacing can be changed on the 1600 and 2000 models with the optional spacer kit.



▲
The Verti-Cut 1600 and 2000 can work up to 50 mm (1.9") into the surface thanks to its tough construction and heavy duty gearbox.



Various blade spacing options.



Easy to adjust working depth (1600 & 2000).



Easy to adjust working depth (1300).



Carrier compatible

The Verti-Cut 1300 can be mounted on the Carrier in cases the ground pressure should be kept to a minimum.

See page 20 and 21 for more info.

How this works

The Verti-Cut is a deep scarification tool. The vertically situated blades remove weak and dead grasses as well as those that grow laterally, which encourage the healthy growth of turf. The blades work to a depth of up to 50 mm (1.8"). The front roller not only allows the Verti-Cut to cope with undulations, but also controls the working depth with precision.



	<i>Verti-Cut 1300</i>	<i>Verti-Cut 1600</i>	<i>Verti-Cut 2000</i>
SKU	144.130.000	144.160.000	144.200.000
Working width	1.3 m (51.2")	1.6 m (63")	2 m (78.7")
Weight	155 kg (342 lbs)	395 kg (871 lbs)	430 kg (948 lbs)
Blade options	Scarifier blade round 210/3mm	Scarifier blade round 280/3mm	Scarifier blade round 280/3mm
Blade spacing	30 mm (1.18")	30 mm (1.18")	30 mm (1.18")
Tractor required	18 hp	43 hp	52 hp

MULTI-SPORT



THE MULTITASKER THAT SAVES YOU TIME

The Multi-Sport combination implement tool offers many features in one unit. The integrated slitter, rake, roller and brush can be adjusted to varying depths or taken out of use as conditions require. The Multi-Sport is very popular in sport fields, municipalities and grassroots sport areas.



Implements can be adjusted individually.



Additional weight can be added to the slitter and roller if required.



Budget machine to cater for a range of sports

The range of tasks that the Multi-Sport can complete makes it ideal for those with budget or storage constraints.



SKU	Multi-Sport 161.180.000
Working width	1.8 m (71")
Weight	325 kg (716 lbs)
Storage stands	4 as standard
Tractor required	18 hp

VERTI-RAKE 200

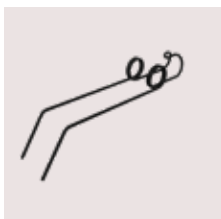
QUICK LIGHT RAKE

The Verti-Rake's spring tines work between the grass blades to loosen thatch. The adjustable tine angle allows for the aggression to be altered while the working depth can be further adjusted for perfect results. The Verti-Rake can also be used to create a seed bed before overseeding.



Easy adjustable tine angle

The aggression of the tines can be adjusted from the single point adjustment lever making it a fast and easy process.



Sprung rakes

Sprung rakes ensure surface contact can be maintained on undulating surfaces.



Optional tow bar

The optional tow bar allows the Verti-Rake to be pulled by any vehicle without the need for three-point-linkage.

	Verti-Rake 200
SKU	161.200.000
Working width	2.08 m (81.9")
Weight	226 kg (497 lbs)
Number of tines	168
Adjustble tine angle	48°
Tractor required	18 hp



TURF-TIDY 3000

A GREAT ALL-ROUNDER

The Turf-Tidy is a versatile unit, allowing for de-thatching, verti-cutting, sweeping or flail cutting. Thanks to the Turf Tidy's fully floating head it can follow the ground contours ensuring accurate cutting and excellent pick-up whatever the terrain or conditions. The high-tip hopper which reaches 2.17 m (85") can easily be emptied into a trailer or similar.



How this works

With an interchangeable rotor, the Turf-Tidy can be used for a range of applications. A flail rotor can be installed to cut and collect grass, a scarifying rotor should it be necessary to thin out grass or a brush to sweep. The integrated wind paddles on the rotor ensure accurate cutting and excellent pick-up of leaves, pine needles, paper, and grass clippings, all collected and thrown into the hopper, leaving no residue on the surface.





The Turf Tidy 3000 can also be used as a sweeper

In addition to scarifying and mowing functions, the Turf-Tidy can be used as a sweeper. By mounting a brush kit to the Turf-Tidy the machine is set-up to sweep and collect on a range of surfaces. The brush can be set lightly to prevent damage on the turf surface while collecting. The optional caster wheels should be considered when using the Turf-Tidy as a sweeper on hard surfaces.



Floating head to manage undulations.



Optional caster wheels for hard surfaces.



High-tip at 2.17m (85").

	Turf-Tidy 3000
SKU	141.180.010
Working width	1.8 m (71")
Weight	1528 kg (3369 lbs)
Hopper capacity	3 m ³ (106 ft ³)
Scarifying depth	-30 mm (1.2")
Cut height range	10 mm - 80 mm (0.4" - 3.1")
Tractor required	Sweeping: 25 hp / Scarifying & Mowing: 45 hp

* The Turf-Tidy 3000 is also available to order as sweeper (SKU 141.180.011)



SCARIFIER 5510



KNOWN FOR ITS MANOEUVRABILITY AND ROBUSTNESS

The Pedestrian Scarifier 5510 is the ultimate professional's machine for the effective removal of thatch and moss in difficult to reach areas. The reliable Honda engine powers the machine with ease while the easy-to-adjust height control system makes selecting the correct depth simple and quick.



Compact dimension

The Scarifier S510 can be utilised in difficult-to-reach areas with ease thanks to its neat design. The handles are easily foldable, which makes transporting and storing convenient and simple. Additionally, the scraper clears material from the wheels to prevent build-up.



Easy-to-adjust working depth

The working depth can be adjusted with ease and precision by turning the control knob.



Easy to maintain

The easy access blades can be inspected and cleaned easily.

<i>Scarifier S510</i>	
SKU	144.051.000
Working width	0.47 m (18.5")
Working depth	up to 30 mm (1.18")
Weight	48 kg (105 lbs)
Blade options	Offset blades, thickness 1.2 mm (1/16") / Diamond shape blades, thickness 2.8 mm (1/8")
Blade spacing	Standard 30 mm (1.18") / Optional 15 mm (0.59")





THE CHEMICAL-FREE SOLUTION TO TURF MANAGEMENT



Brushing has formed part of any Turf Managers maintenance regime for many years. The reduction in chemical usage has driven a requirement for other solutions to manage worms and disease. The development of the Redexim range of brushes is in response to requests for equipment to control disease, remove dew, remove worm casts, present the plant for cutting, sweep in top dressing material all while handling the topography of the playing surface. While the concept of brushing is simple, the benefits of this process should not be overlooked especially in the quest for chemical free turf management solutions. The Redexim range of brushes offer multiple solutions in terms of width, performance and vehicle options.


TOP-BRUSH 6000

BRUSHING AWAY YOUR CHALLENGES

The Top-Brush 6000 has three independently adjustable brush units. The hydraulically powered brushes float to follow contours and can be rotated in either direction. The Top-Brush is ideal for disease control, general surface preening, pre-cut preparation, and the brushing of top dressing materials.



▲ The Top-Brush makes light work of undulations and is the ideal solution for chemical free turf management.



1 mm soft brush or 1.8 mm firm brush.



Wings float and pivot to handle undulations.



Brushes can be rotated in either direction.



6 m working width

The unmatched working width of 6 m makes covering fairways and other large grass areas quick and easy.



Rotating brushes

The rotating brushes do not clogg with material even in the toughest of condition.



Exact working depth control

Thanks to the individual controls on each brush section the exact desired working depth can be selected.

	Top-Brush 6000
SKU	142.600.002
Working width	6 m (236")
Weight	613 kg (1352 lbs)
Storage & Transport	Folding wing sections for easy transport and storage
Brush options	Comes standards with firm brush, soft brush is optional
Tractor required	40 hp




SPEED-BRUSH

A CLEAN SWEEP

The towed Speed-Brush uses land drive to rotate the two independent soft bristle brushes against the direction of travel. The sweeping action works sand and other materials into holes / grass sward making the surface immediately playable. The brushes can be angled to move material inwards.



Adjustable brush pressure and angle.



Workings of the machine inside frame to protect from damage.



Rear feet allow the machine to be stood vertically for transport and storage.



Speed-Brush (soft)



Speed-Brush (hard)

SKU	142.140.010	142.140.014
Working width	1.4 m (55.1")	1.4 m (55.1")
Weight	181 kg (399 lbs)	181 kg (399 lbs)
Lift mechanism	electrical	electrical
Adjustable brush angle	brushes can be set under an angle so that any accumulated material is collected at one side	brushes can be set under an angle so that any accumulated material is collected at one side
Type of brush	soft 1 mm brush	firm 1.8 mm brush
Vehicle required	12V connection for the electrical cylinder	12V connection for the electrical cylinder



DRAGMATS

LEVEL AND STRIPE YOUR SURFACES

The Redexim range of dragmats are ideal for working material into undulating surfaces. The pockets in the mat hold and move material before depositing it in low areas. The rubber dragmat is perfect for sand and rubber on 3G surfaces while the stainless steel dragmat is perfect for natural turf surfaces.



Steel	90x120 cm	120x180 cm	180x240 cm	240x240 cm
SKU	148.090.120	148.120.180	148.180.240	148.240.240
Working width	90	120	180	240
Weight	10 kg (22 lbs)	18 kg (39.5 lbs)	35 kg (77.2 lbs)	52 kg (114.6 lbs)
Rubber	150x100 cm	300x100 cm	300x150 cm	
SKU	148.150.010	148.300.010	148.300.015	
Working width	150	300	300	
Weight	18 kg (39.5 lbs)	55 kg (121.5 lbs)	79 kg (174.2 lbs)	



THE KEY TO ANY SUCCESSFUL TURF RENOVATION AND LANDSCAPING PROJECT



The key to successful renovation is using the correct tools to carry out the task. The Redexim range of products for these projects is broad and will have a solution for any requirement. From the de-compaction and stone burying Blecavator to the surface levelling Laser-Grader which can level a surface with immense precision. Specialist seeding operations can also be catered for with the Cultipack Seeder for smaller primary seeding operations or the Multi-Seeder which is a favourite with greenkeepers and contractors to be used for maximum results when overseeding on a range of surface types. The Redexim range has been designed with reliability and longevity in mind to ensure that the most dependable machines are available for renovation and landscaping.

VIBRA-SANDMASTER

DECOMPACTION AND LONGTERM DRAINAGE IN ONE PASS


The Vibra-Sandmaster de-compacts and adds surface drainage to the soil profile all in one pass. Integrated within the Vibra-Sandmaster is the Verti-Quake® 2516, this de-compacts and opens the soil to depth of 250 mm (9.8"). Vibrating coulters fill the slits with sand to leave minimal surface disruption.



How this works

The Verti-Quake® integrated into the Sandmaster cuts and creates a slit in the soil up to 25 cm (9.8") deep, the sand coulters follow in slit vibrating sand into the groove and filling the slit completely. The vibrating features not only ensure the slit is entirely filled to prevent later settlement, but also allow the machine to work with wet sand. The rear roller then passes over to leave the surface flat and ready for use.





Neat finish meaning immediate play on the surface.



Adjustable coulter exits ensuring the correct amount of sand is delivered.



Camera to monitor the filling area.

SKU	115.251.502
Working width	1.56 m (61.4")
Max. working depth	125-200 mm (4.9-7.9")
Hopper capacity	1.5 m ³ (53 ft ³)
Tractor required	65-90 hp with four-wheel drive

Vibra-Sandmaster



TURF-STRIPPER



PRECISION REMOVAL FOR A FRESH START

The Turf-Stripper, a fraise mower with interchangeable rotors, will remove turf, weeds, and thatch from various types of turf, including hybrid turf with the optional hybrid rotor. A side arm conveyor transfers the debris into a trailer for easy removal from the surface and a clean finish.



Sidearm conveyor belt for easy removal from the surface and a clean finish.



Multiple blade and rotor options

Versatile thanks to interchangeable rotor options with a range of blades to adapt the machine to the conditions.



Fraise blades on the standard rotor for complete removal of the surface.



Optional scarifing blades on the standard rotor to remove excess thatch.



Optional hybrid rotor with fraise blades for complete removal of the hybrid surface.

A winning duo for hybrid turf excellence

When used together, the Scarivator and Turf-Stripper provide a comprehensive solution that works effectively on hybrid surfaces.

See page 76 for more info on the Scarivator.



	Turf-Stripper 1200	Turf-Stripper 1600	Turf-Stripper 2000
SKU	153.120.000	153.160.000	153.200.000
Working width	1.2 m (47.2")	1.6 m (63")	2.0 m (79")
Max. Working depth	up to 50 mm (2")	up to 50 mm (2")	up to 50 mm (2")
Weight	620 kg (1367 lbs)	1160 kg (2552 lbs)	1319 kg (2908 lbs)
Tractor Required	30-40 hp	35-50 hp	40-50 hp

SCARIVATOR

HYBRID SURFACE RENOVATION AT ITS BEST

The Scarivator is designed to renovate hybrid fields efficiently. It features adjustable tines that allow for precision depth control and ensure minimal damage to synthetic fibres. The horizontal beams with angled spring tines loosen soil and organic material without the risk of fibre wrapping around a rotor.



Infinitely adjustable working depth.



Adjustable tine angle for varying degrees of aggressiveness.



Complete renovation solution for hybrid surfaces

When used together, the Scarivator and Turf-Stripper provide a comprehensive solution that works effectively on hybrid surfaces. A winning solution in renovating hybrid surfaces.

See page 74 for more info on the Turf-Stripper.

How this works

The Scarivator uses two horizontal beams with angled spring tines that reciprocate to agitate and loosen organic material and soil without risking damage to synthetic fibres. The tines adjust in angle and depth up to 35 mm (1.38") for varying aggressiveness, ensuring correct depth while protecting hybrid fields. This precision prevents fibre entanglement and is essential in hybrid turf systems, where rotating blades could lift the backing off the sports field.



	Scarivator 2100
SKU	164.210.001
Working width	2.13 m (83.9")
Max. Working depth	0-35 mm (0-1.38")
Weight	626 kg (1380 lbs)
Working speed	up to 3 km/h (1.86 mph)
Tractor Required	40 hp



MULTIVATOR 1800



▲ The Multivator operates with the rear roller on or off the ground, depending on topdressing requirements and the degree of undulation.

RECYCLING AT ITS BEST

The Multivator is a unique sports turf renovation implement carrying out de-compacting and top dressing by recycling buried soil / root zone up to the surface and incorporating back into the root structure, saving time and money from importing materials.

	Multivator 1800
SKU	115.180.002
Working width	1.8 m (70.9")
Working depth	Up to 140 mm (5.5")
Weight	1050 kg (2315 lbs) -base machine / 1225 kg (2701 lbs) -base machine with hydraulic rear brush
Tractor required	60-150 hp



Optional knife front roller

The knife front roller cuts the turf head of the digging blades, this reduced the required powered of the machine and assists in leaving a neat finish.



Optional rear brush

The powered rear brush evenly spreads the material brought up by the Multivator leaving a neat finish.



4 rows of blades for more soil removal

The 200 mm (7.8") spacing of the blades allows for 4 blade rotors, and more material to be removed (45 m³ per hectare) at 130 mm (5") depth.



POWER BOX RAKE 800

PREPARING YOUR LANDSCAPE

The Power Box Rake 800 is designed to carry out various tasks including cultivating, raking, levelling and earth moving. The machine is attached to a two-wheel tractor, which drives the rotor with special carbide teeth. The Power Box Rake 800 can be adjusted both to the left and the right to move material as required.



Adjustable control flap to allow material to flow over or be carried with the machine.



Large rear wheels to prevent compaction and follow contours.



Angle can be adjusted to windrow material.

	Power Box Rake 800
SKU	152.080.000
Working width	0.8 m (31.5")
Working depth	75 mm (3")
Weight	PBR only: 92 kg (202.4 lbs) / Including two-wheel tractor 234 kg (151 lbs)
Operation	BCS 740 two-wheel tractor



BLECAVATOR

SOIL PREPARATION JUST GOT EASIER

The Blecavator is a one-pass ground preparation tool, cultivating and digging down to 10-18 cm (4"-7") lifting and screening the stones and debris down to between 13-51 mm (0.5"-2") through the adjustable screening tines - burying the stones and debris. The rear roller leaves a neat finish.



Moveable rear packer roller.



Screening fingers can be altered for different material types and finishes.



Levelling bar to create a smooth and level finish.



How this works

The Blecavator is an one-pass ground preparation machine that levels different surface types. The digging rotor lifts soil separating the stones via the screening tines, and the stones are buried up to 180 mm (7") deep, then covered with a fine tilth ready for seeding or turfing. The screening tines are sprung-loaded to reduce stress, while the rear roller leaves a neat finish.



Blecavator 145



Blecavator 210

SKU	152.145.002	152.210.002
Working width	1.45 m (57.1")	2.1 m (82.7")
Working depth	100 - 180 mm (4-7")	100 - 180 mm (4-7")
Weight	751 kg (1656 lbs)	911 kg (2008 lbs)
Tractor required	35-65 hp	60-90 hp

LASER-GRADER

THE ACCURACY
YOU'RE LOOKING
FOR EVERY TIME

The Laser-Grader can quickly level surfaces by moving material from high to low areas ceating a perfectly flat or graded surfaces as required. The dual proportinal values fitted to all Redexim Laser-Graders as standard ensures smooth operation and perfect finish.



LG1500TPP self contained

The LG1500TPP has its own power source allowing it be to pulled by any vehicle.



Large range of sizes

The Redexim Laser-Graders are available in sizes from 150 cm to 240 cm (60"-95") meaning there is an option to suit all requirements.



Tough construction

Strong materials and heavy duty design mean the Laser-Grader is ready to go straight to work.



Adjustable ripping tines

The tines can be lowered into work when required to assist in breaking up firm surfaces.



Dual Pole and valves as standard

The Danfoss dual proportional valves give smooth and consistent control of the height for excellent results.



Replaceable bottom blade

The blade on the bottom of the box is replaceable to ensure the maximum lifespan of the Laser-Grader.



Laser-Grader 1500 dual pole



Laser-Grader 1500TPP dual pole

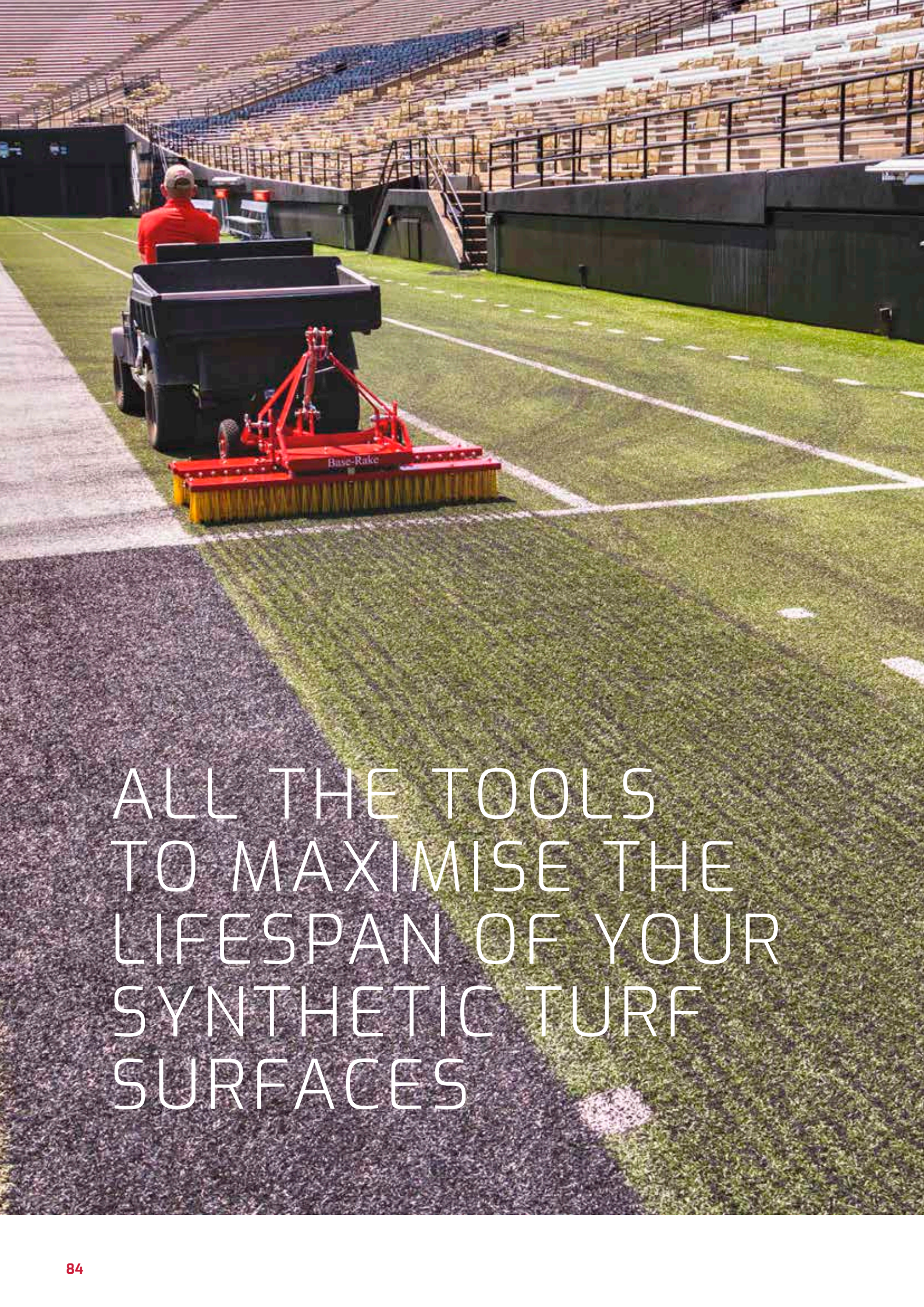


Laser-Grader 1800 dual pole



Laser-Grader 2400 dual pole

SKU	192.150.004	192.150.006	192.180.006	192.240.002
Working width	1.5 m (60")	1.5 m (60")	1.8 m (71")	2.4 m (95")
Number of ripping tines	6	6	8	7
Working depth of ripping tines	0-75 mm (1'-2.9")	0-75 mm (1'-2.9")	0-75 mm (1'-2.9")	0-75 mm (1'-2.9")
Weight	358 kg (790 lbs)	406 kg (895 lbs)	655 kg (1444 lbs)	1528 kg (3369 lbs)
Tractor required	18-30 hp	n/a - suitable towing vehicle	20-50 hp	50-150 hp



ALL THE TOOLS
TO MAXIMISE THE
LIFESPAN OF YOUR
SYNTHETIC TURF
SURFACES



The advantages of synthetic surfaces are well documented; usable in most weather, and playable twelve months of the year. However, all too often the care of these surfaces is overlooked because of the belief that they are maintenance-free. This misconception can often lead to problems in later life of the surface. A properly maintained surface can offer many years of trouble-free, safe use. Fibres must be vertical as much as possible to avoid unnecessary wear on the surface, and in turn, shortening the life of the investment. Also key is the removal of surface debris which if allowed to rot and make its way down to the bottom of the pile can have an adverse effect on playing characteristics and again will reduce the life expectancy of the surface. Redexim has a wide range of equipment for the maintenance of these surfaces whether it be sand-filled, sand-dressed, or 3G, from simple brushing to the removal of infill material or collection of debris from the surface.

SPEED-CLEAN

KEEPING YOUR SYNTHETIC SURFACE NEAT AND TIDY

The Speed-Clean is a high-speed synthetic turf cleaner. The paddle brush lifts litter and debris from the surface for collection while infill is re-distributed through the oscillating sieve. The unit features integrated tines and brush with an optional bogie wheel kit for towing.



Adjustable tines and brush

Tines and brush on rear can be lowered into work as required.



Easy to adjust depth control

The easy-to-adjust working depth control gives accurate and simple adjustment of the brush height.



Optional drawbar kit

Tow bar to allow use with any vehicle.



Speed-Clean 1000

147100.000



Speed-Clean 1700

147167.000

SKU

Working width

0.97 m (38")

1.67 m (65.7")

Weight

165 kg (365 lbs)

220 kg (485 lbs)

Working depth range

0 - 10 mm (0 - 0.4")

0 - 10 mm (0 - 0.4")

Tractor required

20 hp


20 hp



Adjustable rake tines to increase or decrease the aggression.



Soft brush option for regular maintenance.



Optional drawbar

Tow bar to allow use with any vehicle.



SMALL BUT MIGHTY

The Base-Rake with tines and brush is ideal for the intensive brushing and de-compaction of filled synthetic carpet systems. The front brush agitates and erects the pile before the tines de-compact the infill material prior to the rear brush preening and levelling the surface leaving it safe and open.



Base-Rake with brushes



Base-Rake with soft brushes

SKU	162.150.000	162.150.004
Working width	1.5 m (59")	1.5 m (59")
Weight	76 kg (168 lbs)	76 kg (168 lbs)
Number of tines	50	50
Type of brush	soft 2 mm brush	firm 3 mm brush
Tractor required	16 hp	16 hp

VERTI-TOP



CLEANING FROM THE TOP TO THE BOTTOM

The Verti-Top® is a complete cleaning system for synthetic turf surfaces. The powered brush lifts debris for collection while the oscillating sieve separates and returns any infill to pitch. An integrated vacuum system collects small particulate such as dust and hair in the washable bag.



Range of sieves available for different surface types.



Rear hoppers can be lifted off individually for emptying.



Vacuum system with dust bag to collect fines and dust.



How this works

The Verti-Top® decompacts, cleans, and levels synthetic turf surfaces. The powered brush sweeps into the surface to lift infill and debris onto the oscillating sieve, which separates and returns any infill to pitch while larger debris is collected in the hopper. Dust and fine particulates are vacuumed into the reusable collection bag.



	<i>Verti-Top 1200</i>	<i>Verti-Top 1800</i>	<i>Verti-Top TB</i>
SKU	147.120.000	147.180.000	147.150.010
Working width	1.2 m (47.2")	1.8 m (70.9")	1.45 m (59")
Weight	360 kg (794 lbs)	440 kg (970 lbs)	320 kg (706")
Sieve Options	3.2 mm / 4 mm / 5 mm / 5.5 mm / 6 mm		
Working depth range	0-26 mm (0-1.02")	0-26 mm (0-1.02")	0-26 mm (0-1.02")
Tractor / vehicle required	25 hp	25 hp	18 hp

ELIMINATOR



Simple and accurate adjustment of working depth.



Paddle brush to extract, lift and throw material.



Adjustable conveyor speed to control the rate of material flow.

ELIMINATING WASTED TIME

The Eliminator utilises a rotary paddle brush to extract infill material from synthetic turf surfaces. The material is transferred to a conveyor belt for lifting and ejection into a receptacle. The working depth can be adjusted with precision to ensure the exact amount of infill is removed.



	Eliminator
SKU	149.150.000
Working width	1.5 m (59")
Weight	600 kg (1320 lbs)
Working depth range	0-40 mm (0-1.5")
Tractor required	35 hp

COMBI-GROOM

DE-COMPACT, REDISTRIBUTE AND LEVEL INFILL IN ONE

Optional draw bar kit

The draw bar kit allows the Combi-Groom to be towed by any vehicle without the need for a tractor.



Optional magnet

The optional magnet collects hazardous metallic objects to remove them from the surface.

The Combi-Groom rakes levels and brushes synthetic turf surfaces in one pass. The magnetic system will collect and retain metallic detritus to leave de-compacted, level, and safe surface. The wheels allow for infinitely adjustable working depth to ensure results and performance.



A time-saving combi


Groom, brush and smooth in one-pass.



	<i>Combi-Groom</i>
SKU	162.200.000
Working width	2 m (80")
Weight	195 kg (430 lbs)
Tine type	3 mm sprung tine
Tractor / vehicle required	18 hp



VERTI-COMB



Optional wings

To increase to 4 m (157") working width for working on larger areas.



Optional wheel- and drawbar kit

The wheel kit allows the Verti-Comb to be towed by any vehicle while the wheels lifts the brushes clear of the ground.



Optional hydraulic folding kit

The hydraulic folding kit allows the wing sections to be raised and lowered from the operators seat.

BRUSH YOUR TURF YOUR WAY

The Verti-Comb 1800 has a combination of brushes arranged in multiple directions on the machine to give superior performance on range of surface types. The bristles work into the carpet pile to agitate infill and erect flat pile quickly. Available with a range of options to suit many applications.

	Verti-Comb 1800
SKU	146.180.010
Working width	1.8 m (70.9")
Weight	150 kg (331 lbs)
Folding option (4000)	hydraulic or manual
Tractor required	30 hp





SIMPLE AND EFFECTIVE

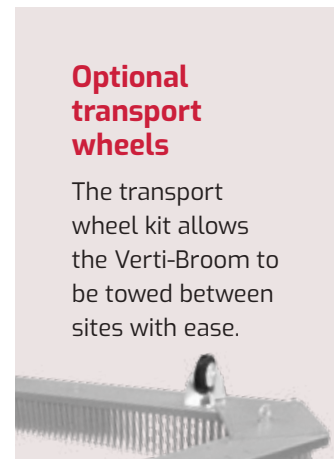
The proven Verti-Broom is constructed with efficiency and effectiveness in mind. The triangle design allows for the bristles to work into synthetic turf lifting flattened fibres and redistributing infill material to support the carpet pile.



Can be towed by a range of vehicles.



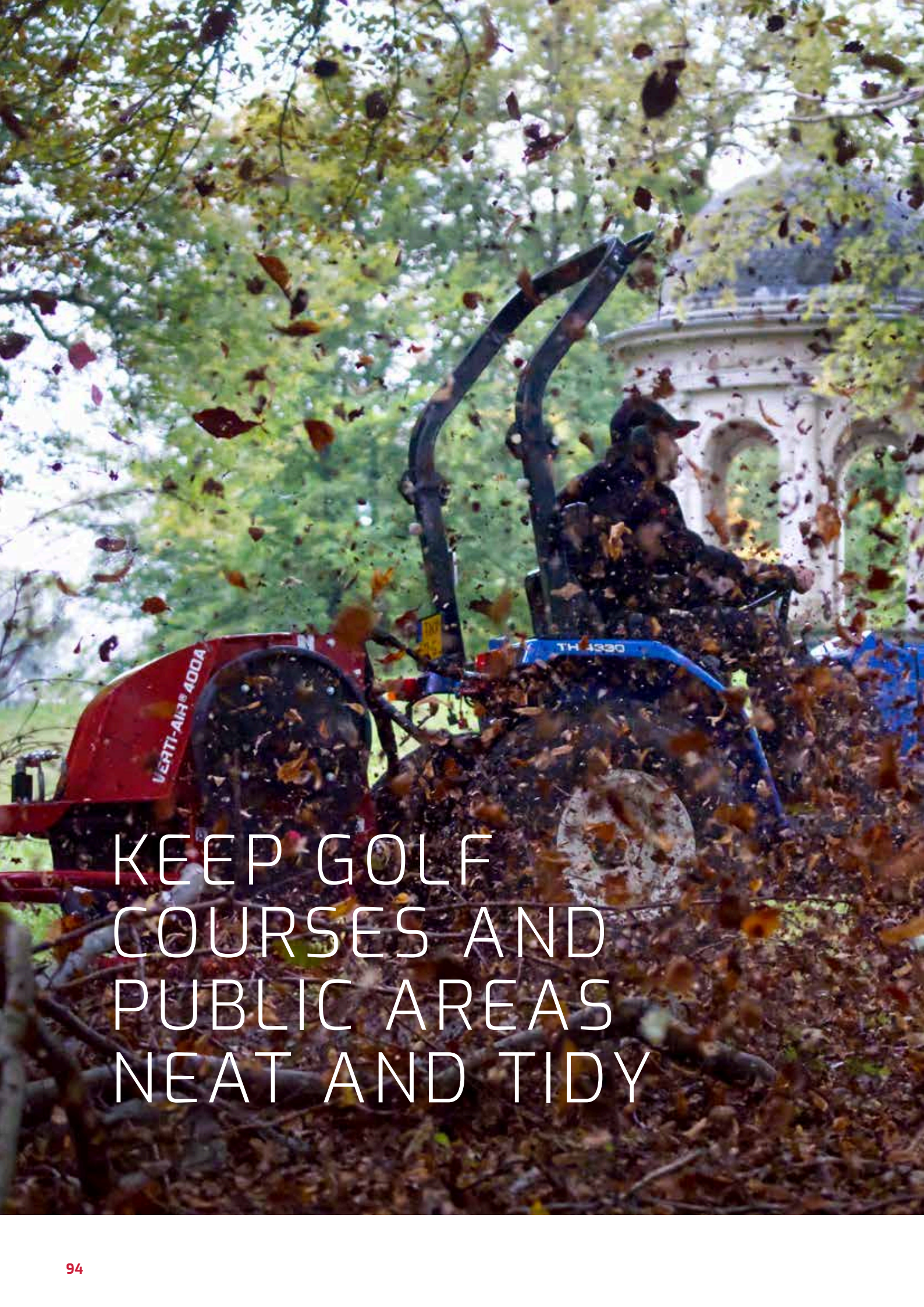
Three points to two from spreads wear and maximises brush lifespan.



Optional transport wheels

The transport wheel kit allows the Verti-Broom to be towed between sites with ease.

	Verti-Broom WB	Verti-Broom 1850	Verti-Broom 2400
SKU	146.090.000	145.180.000	146.240.000
Working width	1 m (39.4")	1.85 m (72.8")	2.4 m (94.5")
Weight	36 kg (79 lbs)	57 kg (125 lbs)	77 kg (169 lbs)
Tractor / vehicle required	n.a.	10 hp	10 hp



KEEP GOLF
COURSES AND
PUBLIC AREAS
NEAT AND TIDY



Maintaining a clean and debris-free surface is crucial for the health, playability, and appearance of natural turf. Redexim Verti-Air® debris and leaf blowers are designed to ensure golf courses, sports fields, and public spaces remain free of clutter, enhancing both aesthetics and safety. Efficient removal of leaves, grass clippings, aeration cores, and even litter prevents damage to the turf, reduces the risk of turf diseases, and improves playing conditions. Accumulated debris can lead to drainage problems and create slippery or uneven surfaces, posing safety hazards for athletes and park visitors alike.

The Redexim range of Verti-Air® blowers, with their low noise level and high power, are engineered to meet these challenges effortlessly. They are perfect for sensitive environments such as schools and residential areas while still offering the power needed for large spaces like parks, golf courses, and roads. With customisable settings, multiple linkage options, and low horsepower requirements, these blowers adapt seamlessly to a wide range of compact tractors and vehicles. From clearing debris efficiently to promoting healthier turf, Redexim's Verti-Air® blowers are the perfect solution for keeping your turf clean, safe, and visually appealing.

VERTI-AIR[®] 400



QUIET AND WIDELY COMPATIBLE

The Verti-Air[®] 400 is remarkably quiet, making it suitable for areas with noise restrictions. Requiring only 25 hp PTO power, and with different linkages for both front and rear mounting, it's compatible with many tractors and vehicles. The operator-controlled 180° rotatable spout, anti-scalping roll, and impact protection bar ensure durability for any job.



180° Spout

180° Spout controlled from the operator's seat.



Multiple linkage options

Multiple linkage options for front and rear mounting.



Compatible with many vehicles

Hydraulic or PTO-drive options. PTO requires only 25 hp and is compatible with many vehicles.

▲ The Verti-Air® 400 is ideal for public areas with strict noise regulations and has exceptional manoeuvrability, even in confined spaces such as cycle paths.



Verti-Air® 400A

SKU 145.400.000



Verti-Air® 400B

SKU 145.400.001



Verti-Air® 400C

SKU 145.400.002

SKU	145.400.000	145.400.001	145.400.002
Drive	PTO Rear	PTO Front	Hydraulic driven
Rpm. Max	540 Counterclockwise (CCW)	1000 Clockwise (CW)	65L/min - 204bar
Air Capacity	285 m ³ /min (10.064 ft ³ /min)	285 m ³ /min (10.064 ft ³ /min)	285 m ³ /min (10.064 ft ³ /min)
Noise Level	< 84 dB	< 84 dB	< 84 dB
Required PTO power	25 hp	25 hp	25 hp
Vehicle required	33 hp	33 hp	33 hp

VERTI-AIR[®] 7

EXTENSIVE AIRFLOW FOR COMPACT TRACTORS



Powerful yet lightweight, the Verti-Air[®] 7 requires only 30 hp PTO power and is designed for compact tractors. It features an adjustable reverse spout, controlled from the operator's seat, for effortlessly changing the airflow direction. The large wheels and an anti-scalp roller ensure long-lasting performance.



Inlet guard prevents surface material ingestion.



Large wheels and anti-scalp roller ensure long-lasting performance.



	Verti-Air[®] 7
SKU	145.700.000
Drive	PTO
Air Capacity	340 m ³ /min
Noise Level	97 dB
Exhaust Spout	Straight and reverse standard included
Required PTO power	> 30 hp
Vehicle required	40 hp

VERTI-AIR[®] 960

THE
POWERHOUSE,
BUILT FOR
MAXIMUM
PERFORMANCE



The Verti-Air[®] 960 leaf blower has immense power, perfect for quickly clearing leaves and debris. With a hydraulically adjustable reverse spout, operators can effortlessly change the direction of the airflow from the seat. The ability to blow in either direction or both at the same time saves you valuable time. With an air capacity of 385 m³/min, it is extremely powerful and one of the largest on the market.



Adjustable reverse spout.



Straight spout standard included.

	Verti-Air[®] 960
SKU	145.960.000
Drive	PTO
Air Capacity	385 m ³ /min
Noise Level	98 dB
Exhaust Spout	Straight and reverse standard included
Required PTO power	> 45 hp
Vehicle required	60 hp



MEASURING EQUIPMENT



TAKE THE GUESS WORK OUT OF YOUR INVESTMENT

The testing, reporting, and recording of the surface condition is crucial to monitoring the performance of the surface to ensure it matches player expectations and remains safe for all users.



Ball Roll / Rebound Tester

191.100.000

The Ball Roll Ramp is used to test the ball roll distance on a synthetic turf pitch. This will give an indication of the condition of the carpet fibres. The integrated drop tester is used to test the level of rebound in the surface to give an indication of surface hardness.



Infill Thickness Tester

191.100.002

The Infill Thickness Tester is used to measure the quantity of infill in a synthetic turf playing field. The three prongs are pressed into the surface to give an accurate of the infill depths reading on the easy to read scale. The measuring prongs are replaceable to ensure maximum longevity.



Penetrometer

291.000.011

The Penetrometer is the perfect scientific instrument for measuring compaction levels in the soil at all depths down to 600mm (24"). Constructed from high quality stainless steel and aluminium alloy for durability and accuracy. Hydraulic action gives a steady and consistent read out in all conditions.

Redexim® Tine Overview | Imperial

- ✓ Compatible with the specified machines without the need for an adaptor.
- A Compatible with the specified machines but requires an adaptor.
- TH Requires tine holders.

SKU number	Product Description mm	Outer Ø (inch)	Max working depth (inch)	Inner (Gang) Ø (inch)	Mounting Shank Ø (inch)	Vert-Core 2100	Easy-Care 104	Vert-Drain 1519	Vert-Drain 1517	Vert-Drain 2216	Vert-Drain 2220	Vert-Drain 2519	Vert-Drain 7117	Vert-Drain 7120	Vert-Drain 7212	Vert-Drain 7215	Vert-Drain 7316	Vert-Drain 7416	Vert-Drain 7516	Vert-Drain 7521	Vert-Drain 7526	Vert-Drain 7526	
311105125	Solid Tine 5x125	3/16	5	N/A	3/16																		
311108150	Solid Tine 8x150	5/16	6	N/A	5/16																		
9990056	Solid Tine 8x175	5/16	7	N/A	5/16																		
9990059	Solid Tine 8x250	5/16	10	N/A	5/16																		
311108095	Solid Tine 8x95	5/16	3 13/16	N/A	5/16	TH																	
311210080	Hollow Tine 10x80 (8 shank)	3/8	3 1/6	1/4	5/16	A																	
311210127	Hollow Tine 10x125 (8 shank)	3/8	5	1/4	5/16	A																	
9990020	Cross Tine 12x90 (8 shank)	1/2	3 1/2	N/A	5/16	A																	
39200-447	Solid Tine 10x100	3/8	4	N/A	3/4	TH																	
31112150	Solid Tine 12x150	1/2	6	N/A	1/2																		
311121200	Solid Tine 12x200	1/2	8	N/A	1/2																		
2381837	Solid Tines 12x250	1/2	10	N/A	1/2																		
2381838	Solid Tine 12x300	1/2	12	N/A	1/2																		
311812090	Cross Tine 12x90 (12 shank)	1/2	3 1/2	N/A	1/2																		
311216150	Hollow Tine 16x150 (12 shank)	5/8	6	3/8	1/2																		
9990022	Hollow Tine 16x175 (12 shank)	5/8	7	3/8	1/2																		
9990021	Cross Tine 19x120 (12 shank)	3/4	4 3/4	N/A	1/2																		
311219150	Hollow Tine 19x150 (12 shank)	3/4	6	1/2	1/2																		
311219201	Hollow Tine 19x200 (12 shank)	3/4	8	1/2	1/2																		
311219226	Hollow Tine 19x225 (12 shank)	3/4	9	1/2	1/2																		
9990040	Hollow Tine 19x250 (12 shank)	3/4	10	1/2	1/2																		
311619120	Chisel Tine 4.8x19x120 (12 shank)	3/16 x 3/4	4 3/4	N/A	1/2																		
311619175	Chisel Tine 4.8x19x175 (12 shank)	3/16 x 3/4	7	N/A	1/2																		
311118200	Solid Tine 18x200	3/4	8	N/A	3/4																		
2381841	Solid Tine 18x250	3/4	10	N/A	3/4																		
2382638	Solid Tine 18x300	3/4	12	N/A	3/4																		
311118350	Solid Tine 18x350	3/4	14	N/A	3/4																		
2382639	Solid Tine 18x400	3/4	16	N/A	3/4																		
311219200	Hollow Tine 19x200 (18 shank)	3/4	8	1/2	3/4																		
311219225	Hollow Tine 19x225 (18 shank)	3/4	9	1/2	3/4																		
9990023	Hollow Tine 19x250 (18 shank)	3/4	10	1/2	3/4																		
311225200	Hollow Tine 25x200 (18 shank)	1	8	5/8	3/4																		
311225225	Hollow Tine 25x225 (18 shank)	1	9	5/8	3/4																		
9990024	Hollow Tine 25x250 (18 shank)	1	10	11/16	3/4																		
9990066	Hollow Tine 29x250 (18 shank)	1 1/8	10	3/4	3/4																		
9990041	Hollow Tine 32x300 (18 shank)	1 1/4	12	13/16	3/4																		
311219138	Hollow Tine 16x110 (19 shank)	5/8	4 5/16	1/4	3/4	TH																	
311219159	Hollow Tine 19x125 (19 shank)	3/4	5	3/8	3/4	TH																	
311219158	Hollow Tine 19x110 (19 shank)	3/4	4 5/16	3/8	3/4	TH																	
9990075	Hollow Tine 21x125 (19 shank)	3/4	5	1/2	3/4	TH																	
311619127	Chisel Tine 5x30x90 (19 shank)	3/16 x 1 3/16	3 1/2	N/A	3/4	TH																	
311124225	Solid Tine 24x225	1	9	N/A	1																		
311124350	Solid Tine 24x350	1	14	N/A	1																		
2382640	Solid Tine 24x400	1	16	N/A	1																		
9990034	Hollow Tine 32x300 (24 shank)	1 1/4	12	13/16	1																		
311160345	Corsetto Tine 50x345 (24 shank)	2	13 1/2	N/A	1																		
311160211	Grenade Tine 60x150 (24 shank)	2 1/2	6	N/A	1																		
E91919591	Solid Tine 9.5x70	3/8	2 3/4	N/A	Threaded																		
E91919590	Hollow Tine 16x70 (Threaded Shank)	5/8	2 3/4	3/8	Threaded																		
E91909597	Hollow Tine 22x70 (Threaded Shank)	13/16	2 3/4	5/8	Threaded																		
E91919499	Solid Tine 22x70	13/16	2 3/4	N/A	Threaded																		
E91919592	Hollow Tine 4.5x70 (Threaded Shank)	1 13/16	2 3/4	1 1/2	Threaded																		

* For details of adaptors and tine holders, please consult the parts manual of the relevant aerator.

Redexim® Tine Overview | Metric

- ✓ Compatible with the specified machines without the need for an adaptor.
- A Compatible with the specified machines but requires an adaptor.
- TH Requires tine holders.

SKU Number	Product Description	Outer Ø (mm)	Max working depth (mm)	Inner (Core) Ø (mm)	Mounting Shank Ø (mm)	Vert-Core 600	Vert-Core 2100	Easy-Care 104	Vert-Drain 1519	Vert-Drain 1517	Vert-Drain 2216	Vert-Drain 2220	Vert-Drain 2519	Vert-Drain 7117	Vert-Drain 7120	Vert-Drain 7212	Vert-Drain 7215	Vert-Drain 7316	Vert-Drain 7416	Vert-Drain 7516	Vert-Drain 7521	Vert-Drain 7526	Vert-Drain 7526	
311105125	Solid Tine 5x125	5	125	N/A	5																			
311108150	Solid Tine 8x150	8	150	N/A	8																			
9990056	Solid Tine 8x175	8	175	N/A	8																			
9990059	Solid Tine 8x250	8	250	N/A	8																			
311108095	Solid Tine 8x95	8	95	N/A	8	TH																		
311210080	Hollow Tine 10x80 (8 shank)	10	80	6	8	A																		
311210127	Hollow Tine 10x125 (8 shank)	10	125	6	8	A																		
9990020	Cross Tine 12x90 (8 shank)	12	90	N/A	8	A																		
39200-447	Solid Tine 10x100	10	100	N/A	19	TH																		
31112150	Solid Tine 12x150	12	150	N/A	12																			
311121200	Solid Tine 12x200	12	200	N/A	12																			
2381837	Solid Tines 12x250	12	250	N/A	12																			
2381838	Solid Tine 12x300	12	300	N/A	12																			
311812090	Cross Tine 12x90 (12 shank)	12	90	N/A	12																			
311216150	Hollow Tine 16x150 (12 shank)	16	150	10	12																			
9990022	Hollow Tine 16x175 (12 shank)	16	175	10	12																			
9990021	Cross Tine 19x120 (12 shank)	19	120	N/A	12																			
311219150	Hollow Tine 19x150 (12 shank)	19	150	12	12																			
311219201	Hollow Tine 19x200 (12 shank)	19	200	12	12																			
311219226	Hollow Tine 19x225 (12 shank)	19	225	12	12																			
9990040	Hollow Tine 19x250 (12 shank)	19	250	12	12																			
311619120	Chisel Tine 4.8x19x120 (12 shank)	4.8 x 19	120	N/A	12																			
311619175	Chisel Tine 4.8x19x175 (12 shank)	4.8 x 19	175	N/A	12																			
311181200	Solid Tine 18x200	18	200	N/A	18																			
2381841	Solid Tine 18x250	18	250	N/A	18																			
2382638	Solid Tine 18x300	18	300	N/A	18																			
311181350	Solid Tine 18x350	18	350	N/A	18																			
2382639	Solid Tine 18x400	18	400	N/A	18																			
311219200	Hollow Tine 19x200 (18 shank)	19	200	12	18																			
311219225	Hollow Tine 19x225 (18 shank)	19	225	12	18																			
9990023	Hollow Tine 19x250 (18 shank)	19	250	12	18																			
311225200	Hollow Tine 25x200 (18 shank)	25	200	16	18																			
311225225	Hollow Tine 25x225 (18 shank)	25	225	16	18																			
9990024	Hollow Tine 25x250 (18 shank)	25	250	17	18																			
9990066	Hollow Tine 29x250 (18 shank)	29	250	19	18																			
9990041	Hollow Tine 32x300 (18 shank)	32	300	21	18																			
311219138	Hollow Tine 16x110 (19 shank)	16	110	7	19	TH																		
311219159	Hollow Tine 19x125 (19 shank)	19	125	10	19	TH																		
311219158	Hollow Tine 19x110 (19 shank)	19	110	10	19	TH																		
9990075	Hollow Tine 24x125 (19 shank)	21	125	12	19	TH																		
311619127	Chisel Tine 5x30x90 (19 shank)	5 x 30	90	N/A	19	TH																		
31124225	Solid Tine 24x225	24	225	N/A	24	TH																		
31124350	Solid Tine 24x350	24	350	N/A	24																			
2382640	Solid Tine 24x400	24	400	N/A	24																			
9990034	Hollow Tine 32x300 (24 shank)	32	300	21	24																			
311160345	Cornetto Tine 50x345 (24 shank)	50	345	N/A	24																			
311160211	Grenade Tine 60x150 (24 shank)	60	150	N/A	24																			
E91919590	Hollow Tine 16x70 (Threaded Shank)	16	70	9.5	24	✓																		
E91909597	Hollow Tine 22x70 (Threaded Shank)	22	70	16	Threaded	✓																		
E91919592	Hollow Tine 45x70 (Threaded Shank)	45	70	38	Threaded	✓																		
E91919591	Solid Tine 9.5x70	9.5	70	N/A	Threaded	✓																		
E91919499	Solid Tine 22x70	22	70	N/A	Threaded	✓																		

* For details of adaptors and tine holders, please consult the parts manual of the relevant aerator.



Redexim® Headquarters

Kwekerijweg 8
3709 JA, Zeist
The Netherlands
T: +31 (0)30 6 933 227
E: redexim@redexim.com

Redexim® UK

Unit 9 Weydown Road Ind Est
Haslemere, Surrey GU27 1DW
United Kingdom
T: +44 (0)1428 661222
E: sales@redeximuk.com

Redexim® North America

427 W Outer Road
Valley Park MO 63088
United States of America
T: +1 636.825.8300
E: sales@redeximna.com

Redexim® Australia

Gold Coast, Queensland
Australia
T: +61 458096678
E: d.scullion@redexim.com

www.redexim.com

Follow us:     

